

(SEE FIG. 2)

FIGURE 1

PRINCIPAL DIMENSIONS & DATUMS

ALL DIMENSIONS IN MILLIMETERS

JEDEC
SOLID STATE PRODUCT
OUTLINES

THIS REGISTERED OUTLINE HAS BEEN PREPARED BY THE JEDEC JC-11
COMMITTEE AND REFLECTS A PRODUCT WITH ANTICIPATED USAGE.
IN THE ELECTRONICS INDUSTRY; CHANGES ARE LIKELY TO OCCUR.

TITLE: THIN SMALL OUTLINE
PACKAGE TYPE I
0.55mm LEAD PITCH

S-PDSO-G(TSOP I)

ISSUE
A

DATE
JAN 96

MO-183

PAGE
1 OF 4

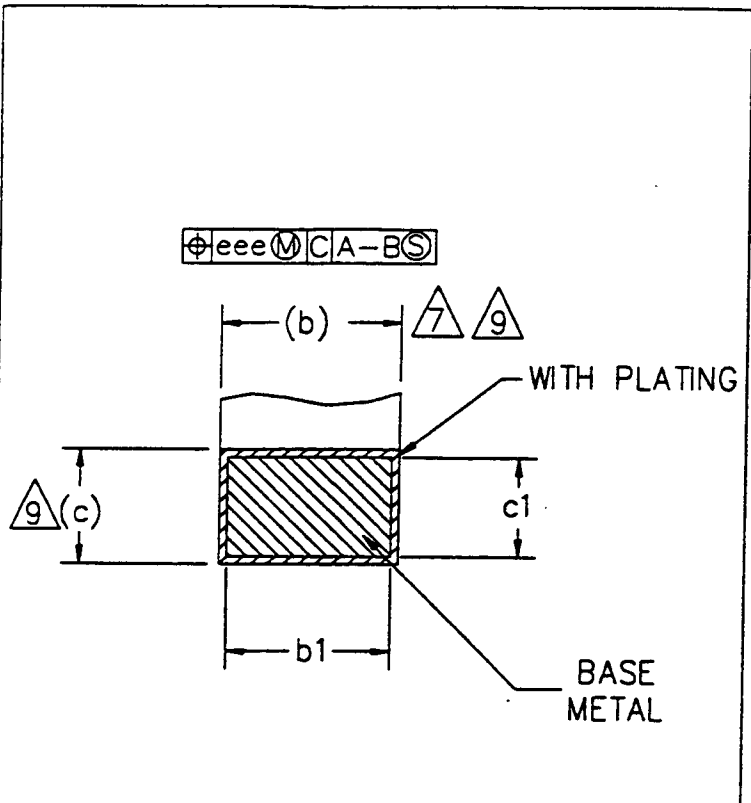


FIGURE 2 SECTION A-A
TERMINAL DETAILS

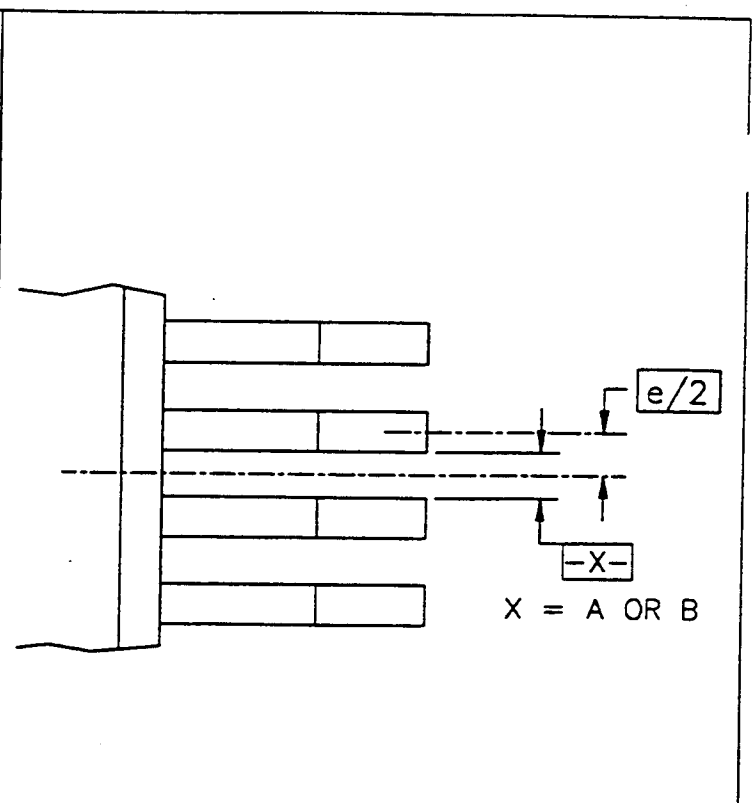


FIGURE 3

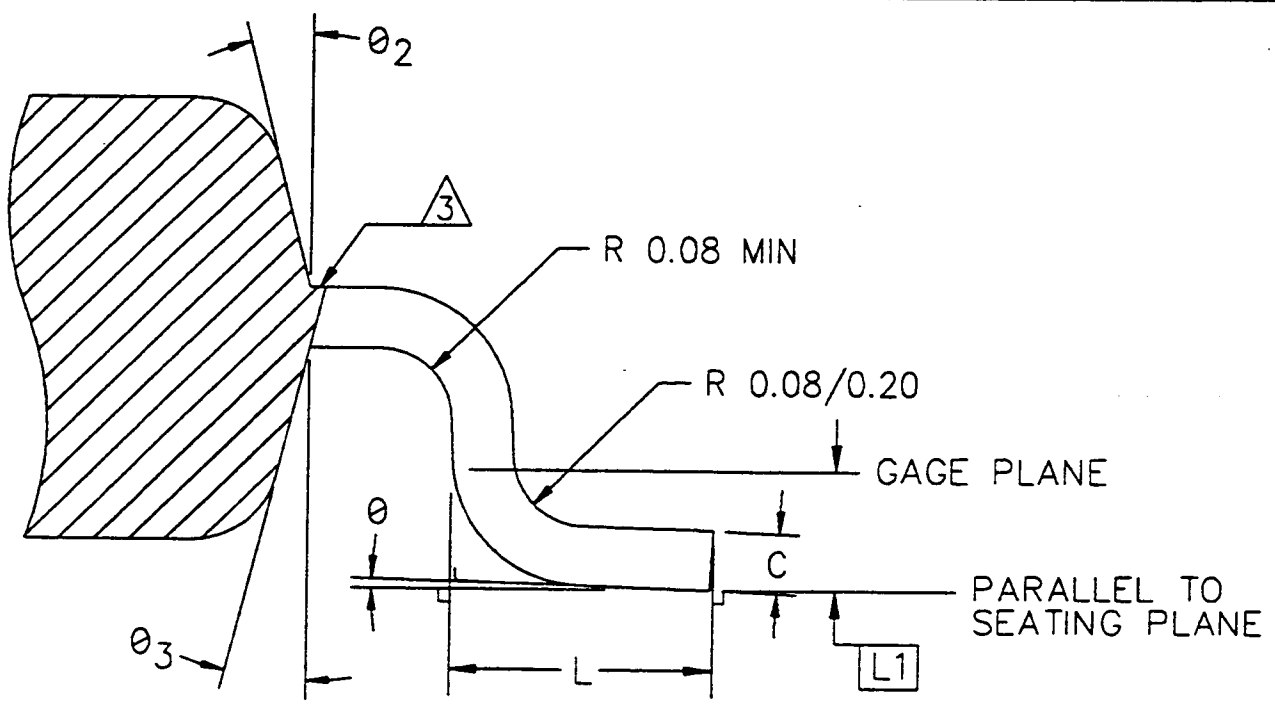


FIGURE 4 SECTION B-B

NOTES:

1. ALL DIMENSIONING AND TOLERANCING CONFORMS TO ANSI Y14.5M-1982.
- △ ALL DIMENSIONS - MILLIMETERS.
- △ THIS IS AN OPTIONAL FEATURE.
- △ TO BE DETERMINED AT SEATING PLANE \square .
- △ PROFILE TOLERANCE ZONES FOR D1 AND E DO NOT INCLUDE MOLD PROTRUSION. ALLOWABLE MOLD PROTRUSION ON E IS 0.15mm PER SIDE AND ON D1 IS 0.25mm PER SIDE.
- △ PIN 1 IDENTIFIER MUST BE CONTAINED WITHIN THE ZONE INDICATED. THE DETAILS OF PIN 1 IDENTIFIER ARE OPTIONAL.
- △ DIMENSION b DOES NOT INCLUDE DAMBAR PROTRUSION. ALLOWABLE DAMBAR PROTRUSION SHALL BE 0.08mm TOTAL IN EXCESS OF THE b DIMENSION AT MAXIMUM MATERIAL CONDITION. DAMBAR CANNOT BE LOCATED ON THE LOWER RADIUS OR THE FOOT. MINIMUM SPACE BETWEEN PROTRUSION AND AN ADJACENT LEAD TO BE 0.07mm.
- △ EXACT SHAPE OF EACH CORNER IS OPTIONAL.
- △ THESE DIMENSIONS APPLY TO THE FLAT SECTION OF THE LEAD BETWEEN 0.10mm AND 0.25mm FROM THE LEAD TIP.
- △ A1 IS DEFINED AS THE DISTANCE FROM THE SEATING PLANE TO THE LOWEST POINT OF THE PACKAGE BODY.

JEDEC SOLID STATE PRODUCT OUTLINES	TITLE: THIN SMALL OUTLINE PACKAGE TYPE I S-PDSO-G(TSOP I)	ISSUE A	DATE JAN 96	MO-183	PAGE 3 OF 4
--	---	------------	----------------	--------	----------------

SYMBOL	COMMON DIMENSIONS MILLIMETERS			NOTES
	MIN	NOM	MAX	
A	-	-	1.20	
A1	0.05	-	0.15	
A2	0.90	1.00	1.05	
b	0.17	0.22	0.27	7
b1	0.17	0.20	0.23	
c	0.10	-	0.21	
c1	0.10	-	0.16	
e		0.55 BASIC		
L	0.50	0.60	0.70	
L1		0.25 BASIC		
Ø	0	3*	5*	
Ø2	10*	12*	16*	
Ø3	10*	12*	16*	

TOLERANCES OF FORM AND POSITION	
SYMBOL	TOLERANCES IN MILLIMETERS
aaa	0.25
bbb	0.10
ccc	0.10
ddd	0.10
eee	0.08
NOTES	1,2
ISSUE	A
REF	11-426

VARIATIONS ALL DIMENSIONS IN MM								
SYMBOL	AA	NOTES	SYMBOL		NOTES	SYMBOL		NOTES
	BASIC						BASIC	
D	13.40		D					
D1	11.80	5	D1		5	D1		5
E	8.00	5	E		5	E		5
N	28		N			N		
ISSUE	A		ISSUE			ISSUE		
REF	11-426		REF			REF		